

## California users

May 26, 2016 - Jun 1, 2016

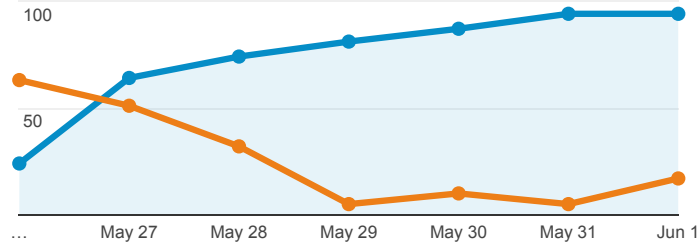
Compare to: May 19, 2016 - May 25, 2016



### Sessions

May 26, 2016 - Jun 1, 2016: ● Sessions

May 19, 2016 - May 25, 2016: ● Sessions



### Sessions

May 26, 2016 - Jun 1, 2016

California

**518**

% of Total: 20.04% (2,585)

May 19, 2016 - May 25, 2016

California

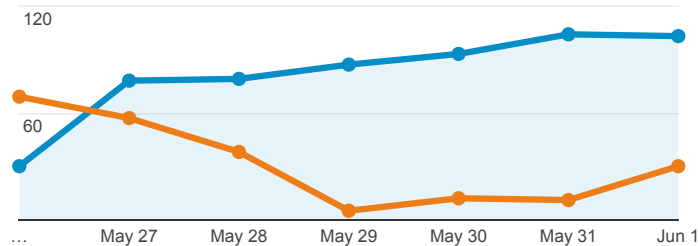
**183**

% of Total: 9.55% (1,916)

### Page Views

May 26, 2016 - Jun 1, 2016: ● Pageviews

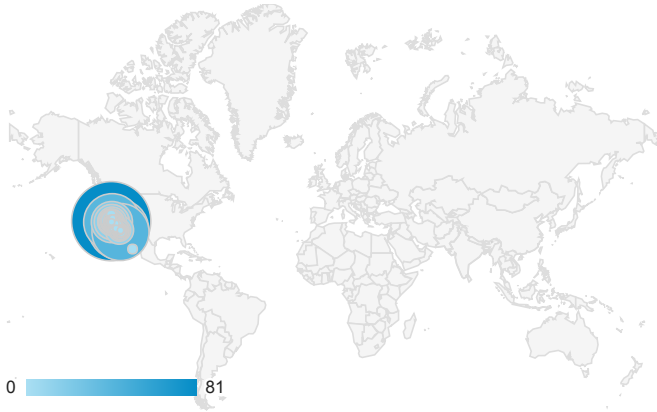
May 19, 2016 - May 25, 2016: ● Pageviews



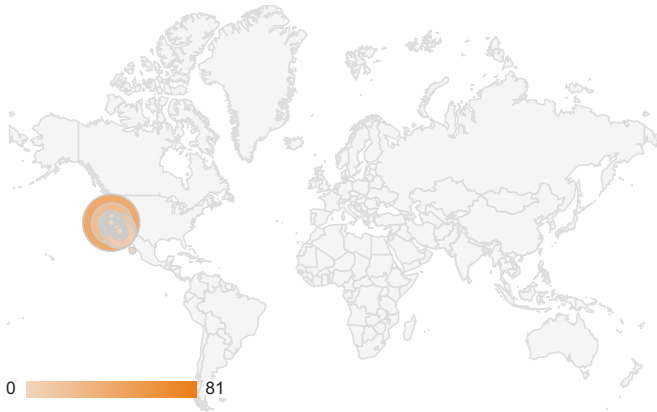
### Sessions and % New Sessions by Browser

Browser	Sessions	% New Sessions
Safari (in-app)		
May 26, 2016 - Jun 1, 2016	297	96.97%
May 19, 2016 - May 25, 2016	96	92.71%
<b>% Change</b>	<b>209.38%</b>	<b>4.60%</b>
Chrome		
May 26, 2016 - Jun 1, 2016	174	94.83%
May 19, 2016 - May 25, 2016	60	86.67%
<b>% Change</b>	<b>190.00%</b>	<b>9.42%</b>
Safari		
May 26, 2016 - Jun 1, 2016	30	93.33%
May 19, 2016 - May 25, 2016	12	66.67%
<b>% Change</b>	<b>150.00%</b>	<b>40.00%</b>
Firefox		
May 26, 2016 - Jun 1, 2016	8	100.00%
May 19, 2016 - May 25, 2016	7	85.71%
<b>% Change</b>	<b>14.29%</b>	<b>16.67%</b>
Internet Explorer		
May 26, 2016 - Jun 1, 2016	5	100.00%
May 19, 2016 - May 25, 2016	5	80.00%
<b>% Change</b>	<b>0.00%</b>	<b>25.00%</b>
Edge		
May 26, 2016 - Jun 1, 2016	4	100.00%
May 19, 2016 - May 25, 2016	3	33.33%
<b>% Change</b>	<b>33.33%</b>	<b>200.00%</b>

May 26, 2016 - Jun 1, 2016



May 19, 2016 - May 25, 2016



Device Category	Sessions	% New Sessions
mobile		
May 26, 2016 - Jun 1, 2016	381	97.38%
May 19, 2016 - May 25, 2016	120	92.50%
<b>% Change</b>	<b>217.50%</b>	<b>5.27%</b>
desktop		
May 26, 2016 - Jun 1, 2016	100	91.00%
May 19, 2016 - May 25, 2016	57	78.95%
<b>% Change</b>	<b>75.44%</b>	<b>15.27%</b>
tablet		
May 26, 2016 - Jun 1, 2016	37	97.30%
May 19, 2016 - May 25, 2016	6	66.67%
<b>% Change</b>	<b>516.67%</b>	<b>45.95%</b>

Sessions and % New Sessions by Source/Medium

Source / Medium	Sessions	% New Sessions
SDI LinkedIn / Paid sponsored LinkedIn updates		
May 26, 2016 - Jun 1, 2016	462	97.62%
May 19, 2016 - May 25, 2016	115	86.09%
<b>% Change</b>	<b>301.74%</b>	<b>13.40%</b>

## Sessions and % New Sessions by City

City	Sessions	% New Sessions
San Francisco		
May 26, 2016 - Jun 1, 2016	81	93.83%
May 19, 2016 - May 25, 2016	41	87.80%
<b>% Change</b>	<b>97.56%</b>	<b>6.86%</b>
Los Angeles		
May 26, 2016 - Jun 1, 2016	46	97.83%
May 19, 2016 - May 25, 2016	14	92.86%
<b>% Change</b>	<b>228.57%</b>	<b>5.35%</b>
San Diego		
May 26, 2016 - Jun 1, 2016	41	97.56%
May 19, 2016 - May 25, 2016	9	100.00%
<b>% Change</b>	<b>355.56%</b>	<b>-2.44%</b>
San Jose		
May 26, 2016 - Jun 1, 2016	40	97.50%
May 19, 2016 - May 25, 2016	22	86.36%
<b>% Change</b>	<b>81.82%</b>	<b>12.89%</b>
Sunnyvale		
May 26, 2016 - Jun 1, 2016	20	90.00%
May 19, 2016 - May 25, 2016	7	100.00%
<b>% Change</b>	<b>185.71%</b>	<b>-10.00%</b>
Palo Alto		
May 26, 2016 - Jun 1, 2016	14	92.86%
May 19, 2016 - May 25, 2016	8	87.50%
<b>% Change</b>	<b>75.00%</b>	<b>6.12%</b>
Santa Clara		
May 26, 2016 - Jun 1, 2016	14	92.86%
May 19, 2016 - May 25, 2016	2	100.00%
<b>% Change</b>	<b>600.00%</b>	<b>-7.14%</b>
Irvine		
May 26, 2016 - Jun 1, 2016	11	100.00%
May 19, 2016 - May 25, 2016	2	100.00%
<b>% Change</b>	<b>450.00%</b>	<b>0.00%</b>
Fremont		
May 26, 2016 - Jun 1, 2016	10	100.00%
May 19, 2016 - May 25, 2016	5	100.00%
<b>% Change</b>	<b>100.00%</b>	<b>0.00%</b>
Dublin		
May 26, 2016 - Jun 1, 2016	9	77.78%
May 19, 2016 - May 25, 2016	2	50.00%
<b>% Change</b>	<b>350.00%</b>	<b>55.56%</b>

## Page Views by Page

Page	Pageviews
/knowledge-hub/articles/case-study/electronics-information-technologies/pure-lifi	
May 26, 2016 - Jun 1, 2016	482
May 19, 2016 - May 25, 2016	118
<b>% Change</b>	<b>308.47%</b>
/www.sdi.co.uk	
May 26, 2016 - Jun 1, 2016	16
May 19, 2016 - May 25, 2016	15
<b>% Change</b>	<b>6.67%</b>
/invest/sectors/technology/software-and-data-science	
May 26, 2016 - Jun 1, 2016	8
May 19, 2016 - May 25, 2016	0
<b>% Change</b>	<b>100.00%</b>
/knowledge-hub/articles/comment/precision-medicine-in-scotland	
May 26, 2016 - Jun 1, 2016	7
May 19, 2016 - May 25, 2016	0
<b>% Change</b>	<b>100.00%</b>
/invest	
May 26, 2016 - Jun 1, 2016	6
May 19, 2016 - May 25, 2016	6
<b>% Change</b>	<b>0.00%</b>
/knowledge-hub	
May 26, 2016 - Jun 1, 2016	6
May 19, 2016 - May 25, 2016	4
<b>% Change</b>	<b>50.00%</b>
/locations	
May 26, 2016 - Jun 1, 2016	6
May 19, 2016 - May 25, 2016	3
<b>% Change</b>	<b>100.00%</b>
/knowledge-hub/articles/insight/scotland-connects-with-record-success-in-inward-investment	
May 26, 2016 - Jun 1, 2016	5
May 19, 2016 - May 25, 2016	6
<b>% Change</b>	<b>-16.67%</b>
/help/contact-us	
May 26, 2016 - Jun 1, 2016	4
May 19, 2016 - May 25, 2016	5
<b>% Change</b>	<b>-20.00%</b>
/knowledge-hub/articles/comment/paul-lewis-on-scotlands-fdi-success-2015	
May 26, 2016 - Jun 1, 2016	4
May 19, 2016 - May 25, 2016	8
<b>% Change</b>	<b>-50.00%</b>

