

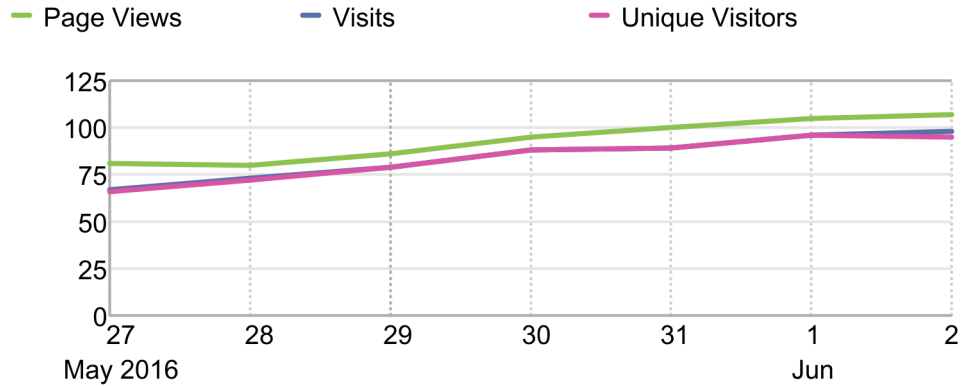
# Californian visitors

Created: Jun 03, 2016 1:33 PM WEDT



## Page views, visits, visitors

SDI - California  
Fri. 27 May 2016 - Thu. 2 Jun. 2016



Date	Page Views	Vis...	Unique Visitors
May 27, 2016	81	67	66
May 28, 2016	80	73	72
May 29, 2016	86	79	79
May 30, 2016	95	88	88
May 31, 2016	100	89	89
Jun 1, 2016	105	96	96
Jun 2, 2016	107	98	95
<b>Total</b>	<b>654</b>	<b>590</b>	<b>576</b>

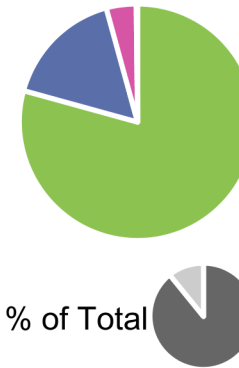
## Referring Domains Report

SDI - California  
Fri. 27 May 2016 - Thu. 2 Jun. 2016

### Legend

- Inkd.in
- linkedin.com
- google.com
- yahoo.com

### Instances



Referring Domains	Instances	Percentage
1. Inkd.in	429	70.7%
2. linkedin.com	89	14.7%
3. Typed/Bookmarked	66	10.9%
4. google.com	22	3.6%
5. yahoo.com	1	0.2%
<b>Total</b>	<b>607</b>	

**Pages Report**

SDI - California

Fri. 27 May 2016 - Thu. 2 Jun. 2016

■ Page Views

■ Unique Visitors

■ Visits

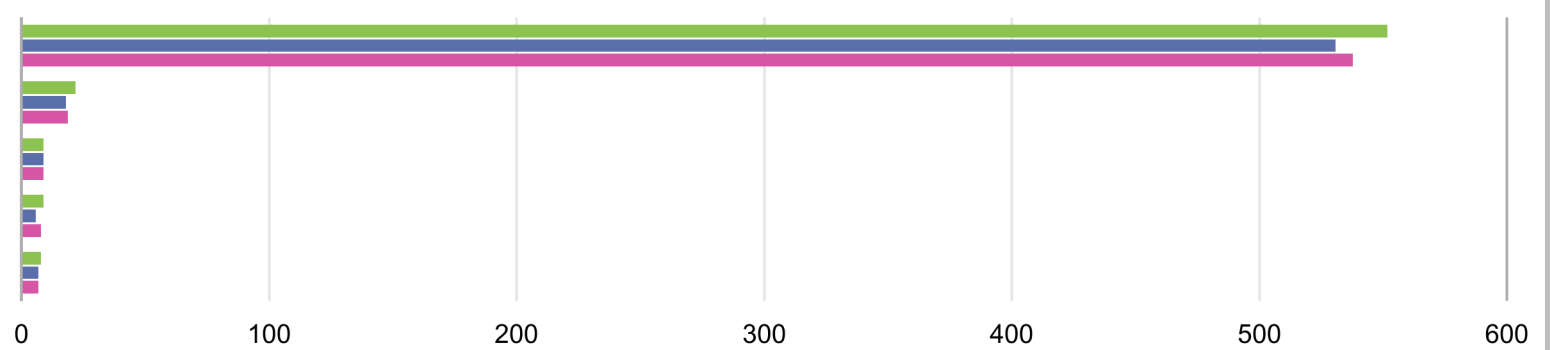
Pure LiFi

Home

Knowledge Hub

Precision medicine in Scotland

Software and data science



Page	Page Views	Unique Visitors	Visits
1. Pure LiFi	552 84.4%	531 92.2%	538 91.2%
2. Home	22 3.4%	18 3.1%	19 3.2%
3. Knowledge Hub	9 1.4%	9 1.6%	9 1.5%
4. Precision medicine in Scotland	9 1.4%	6 1.0%	8 1.4%
5. Software and data science	8 1.2%	7 1.2%	7 1.2%
6. Contact us	6 0.9%	6 1.0%	6 1.0%
7. Locations	6 0.9%	4 0.7%	4 0.7%
8. toronto office details	6 0.9%	3 0.5%	4 0.7%
9. Invest	5 0.8%	3 0.5%	3 0.5%
10. san jose office details	4 0.6%	4 0.7%	4 0.7%
11. Paul Lewis on Scotlands FDI success 2015	3 0.5%	3 0.5%	3 0.5%
12. About us	3 0.5%	3 0.5%	3 0.5%
13. Americas	2 0.3%	2 0.3%	2 0.3%
14. Mobile World Congress 2016a	2 0.3%	2 0.3%	2 0.3%
15. Scotland at World Gourmet Summit 2016	2 0.3%	2 0.3%	2 0.3%
16. Life sciences	2 0.3%	2 0.3%	2 0.3%
<b>Total</b>	<b>654</b>	<b>576</b>	<b>590</b>

## Californian visitors

Created: Jun 03, 2016 1:33 PM WEDT



### Cities Report

SDI - California

Fri. 27 May 2016 - Thu. 2 Jun. 2016

Cities	Page Views	Visits
1. San Jose (California, United States)	64 9.8%	60 10.2%
2. San Francisco (California, United States)	37 5.7%	31 5.3%
3. Los Angeles (California, United States)	36 5.5%	31 5.3%
4. San Diego (California, United States)	32 4.9%	29 4.9%
5. Sunnyvale (California, United States)	24 3.7%	21 3.6%
6. Oakland (California, United States)	20 3.1%	19 3.2%
7. Fremont (California, United States)	18 2.8%	16 2.7%
8. San Mateo (California, United States)	17 2.6%	9 1.5%
9. Santa Clara (California, United States)	16 2.4%	16 2.7%
10. San Ramon (California, United States)	16 2.4%	15 2.5%
11. Dublin (California, United States)	16 2.4%	12 2.0%
12. Pittsburg (California, United States)	12 1.8%	12 2.0%
13. Irvine (California, United States)	12 1.8%	10 1.7%
14. Mountain View (California, United States)	9 1.4%	9 1.5%
15. Palo Alto (California, United States)	9 1.4%	9 1.5%
16. Perris (California, United States)	8 1.2%	8 1.4%
17. Lodi (California, United States)	8 1.2%	8 1.4%
18. Pleasanton (California, United States)	7 1.1%	7 1.2%
19. Stockton (California, United States)	7 1.1%	7 1.2%
20. Menlo Park (California, United States)	7 1.1%	6 1.0%
21. Hayward (California, United States)	6 0.9%	6 1.0%
22. Mission Viejo (California, United States)	6 0.9%	6 1.0%
23. Sacramento (California, United States)	6 0.9%	5 0.8%
24. Redwood City (California, United States)	6 0.9%	4 0.7%
25. Los Altos (California, United States)	6 0.9%	4 0.7%
26. Costa Mesa (California, United States)	6 0.9%	2 0.3%
27. Burlingame (California, United States)	5 0.8%	5 0.8%
28. Corona (California, United States)	5 0.8%	5 0.8%
29. Santa Cruz (California, United States)	5 0.8%	5 0.8%
30. San Marcos (California, United States)	5 0.8%	5 0.8%
<b>Total</b>	<b>654</b>	<b>590</b>

### Domains Report

SDI - California

Fri. 27 May 2016 - Thu. 2 Jun. 2016

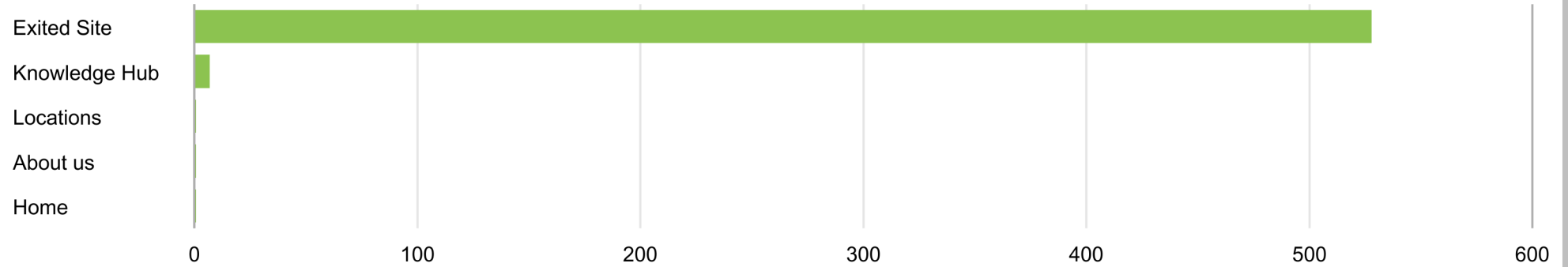
Domains	Page Views	Visits
1. comcast.net	180 27.5%	153 25.9%
2. sbcglobal.net	84 12.8%	73 12.4%
3. mycingular.net	64 9.8%	63 10.7%
4. cox.net	58 8.9%	55 9.3%
5. rr.com	54 8.3%	49 8.3%
6. myvzw.com	50 7.6%	47 8.0%
7. None	28 4.3%	28 4.7%
8. t-mobile.com	11 1.7%	10 1.7%
9. comcastbusiness.net	7 1.1%	6 1.0%
10. charter.com	7 1.1%	6 1.0%
11. web-pass.com	5 0.8%	5 0.8%
12. spcsdns.net	5 0.8%	5 0.8%
13. fusionbroadband.com	5 0.8%	5 0.8%
14. oracle.com	5 0.8%	2 0.3%
15. scu.edu	4 0.6%	4 0.7%
16. twtelecom.net	4 0.6%	3 0.5%
17. race.com	4 0.6%	2 0.3%
18. verizon.net	3 0.5%	3 0.5%
19. tmodns.net	3 0.5%	3 0.5%
20. level3.net	3 0.5%	3 0.5%
21. ebay.com	3 0.5%	3 0.5%
22. he.net	3 0.5%	2 0.3%
23. cogentco.com	2 0.3%	2 0.3%
24. webperception.com	2 0.3%	2 0.3%
25. sonic.net	2 0.3%	2 0.3%
26. msn.com	2 0.3%	2 0.3%
27. wiline.com	2 0.3%	2 0.3%
28. experian.com.hk	2 0.3%	1 0.2%
29. xo.net	2 0.3%	1 0.2%
30. lookout.com	2 0.3%	1 0.2%
<b>Total</b>	<b>654</b>	<b>590</b>

### Next Page Flow Report

SDI - California

Fri. 27 May 2016 - Thu. 2 Jun. 2016

■ Instances



**Pure LiFi**

**Next Pages**

**Instances**

Exited Site	528	97.8%
Knowledge Hub	7	1.3%
Locations	1	0.2%
About us	1	0.2%
Home	1	0.2%
Contact us	1	0.2%
Financial assistance	1	0.2%

**Total**

**540**

**Hour of Day Report**

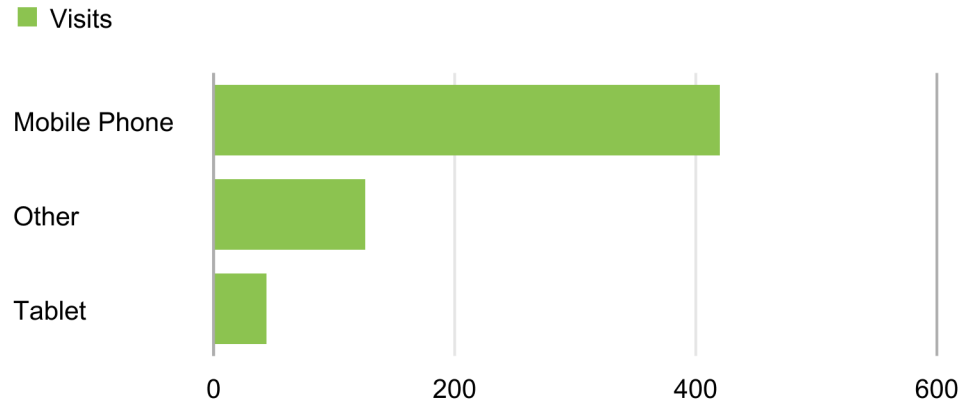
SDI - California

Fri. 27 May 2016 - Thu. 2 Jun. 2016

Hour of Day	Visits		Total Seconds Spent		[Bounce Rate]
1. 3:00PM	34	5.8%	81	1.1%	97%
2. 5:00PM	33	5.6%	114	1.6%	91%
3. 3:30PM	29	4.9%	45	0.6%	93%
4. 4:00PM	28	4.7%	629	8.6%	89%
5. 2:30PM	28	4.7%	338	4.6%	93%
6. 5:00AM	25	4.2%	1	0.0%	96%
7. 6:00PM	24	4.1%	227	3.1%	88%
8. 7:00PM	22	3.7%	7	0.1%	95%
9. 6:30PM	19	3.2%	0	0.0%	100%
10. 10:00PM	18	3.1%	2,461	33.8%	78%
11. 8:00PM	18	3.1%	229	3.1%	94%
12. 5:30PM	18	3.1%	45	0.6%	94%
13. 7:30PM	17	2.9%	0	0.0%	100%
14. 2:00PM	16	2.7%	102	1.4%	94%
15. 1:30AM	16	2.7%	8	0.1%	88%
16. 2:00AM	15	2.5%	73	1.0%	93%
17. 1:30PM	15	2.5%	0	0.0%	100%
18. 3:30AM	15	2.5%	0	0.0%	93%
19. 6:30AM	14	2.4%	38	0.5%	93%
20. 5:30AM	14	2.4%	0	0.0%	100%
21. 6:00AM	13	2.2%	51	0.7%	92%
22. 2:30AM	12	2.0%	44	0.6%	92%
23. 7:00AM	12	2.0%	0	0.0%	100%
24. 4:00AM	11	1.9%	294	4.0%	91%
25. 3:00AM	10	1.7%	339	4.7%	80%
26. 11:00PM	10	1.7%	73	1.0%	90%
27. 1:00AM	10	1.7%	0	0.0%	100%
28. 1:00PM	9	1.5%	0	0.0%	100%
29. 9:00PM	8	1.4%	465	6.4%	88%
30. 4:30AM	8	1.4%	0	0.0%	100%
<b>Total</b>	<b>590</b>		<b>7,284</b>		<b>93%</b>

### Device Type Report

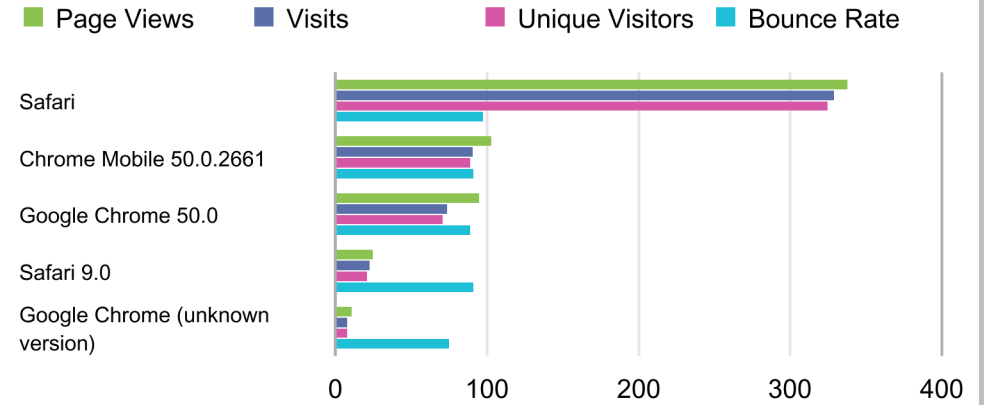
SDI - California  
 Fri. 27 May 2016 - Thu. 2 Jun. 2016



Device Types	Visits	
1. Mobile Phone	420	71.2%
2. Other	126	21.4%
3. Tablet	44	7.5%
<b>Total</b>	<b>590</b>	

### Browsers Report

SDI - California  
 Fri. 27 May 2016 - Thu. 2 Jun. 2016



Browsers	Page Views	Visits
1. Safari	338	329
2. Chrome Mobile 50.0.2661	103	91
3. Google Chrome 50.0	95	74
4. Safari 9.0	25	23
5. Google Chrome (unknown version)	11	8
6. Microsoft Internet Explorer 11	11	6
7. Safari 9.1.1	8	8
8. Mozilla Firefox 46.0	8	8
9. Google Chrome 49.0	8	7
10. Microsoft Edge 13	6	4
11. Safari 9.0.3	6	2
12. Chrome Mobile 49.0.2623	5	3
13. Safari 9.1	4	4
14. Safari 8.0	3	3
15. Chrome Mobile 33.0.0	3	3
16. Chrome Mobile 48.0.2564	3	2
<b>Total</b>	<b>654</b>	<b>590</b>